

# LADYBUG NEWS

*Educating and Caring For Your Children For More Than 35 Years*



## A Letter to Our Families About Cooking

Dear Families,

Cooking is an **important part of our program**. When children cook, they have opportunities to learn about nutrition, to be creative, and to prepare their own healthy snacks. **Cooking teaches a lot of academic skills, too**. When children learn to follow picture recipe cards, they develop skills for **reading and writing**. Measuring ingredients give them a lesson in **math**. Whipping egg whites and melting cheese are lessons in **science**.

When children cook, we talk a lot about what they are doing and why. They are **scientists**, observing what happens to flour when they add water to it and predicting how high we should fill a muffin tin so the batter doesn't overflow.

When we prepare the special foods of each family, your child learns to appreciate the **cultures of everyone** in our class. Perhaps you have some favorite family recipes that you would like to share with us. Please give them to us at any time; we will love it if you come to Ladybug and introduce the class to your child's favorite foods.

Cooking is a very special part of our program. It is one of the few activities children get to do that is also done by adults. In their **dramatic play**, children pretend to be grown-ups who make and serve meals. They also read books and sing songs about food, but while cooking, children actually behave as grown-ups.

### What You Can Do at Home

Cooking is already a part of your home life, and involving your child does not have to be difficult. Including your child may take extra time, and there may be more of a mess than when you cook alone, but there are many rewards. Your child will be learning **literacy, math, and science skills** by helping you. In addition, cooking sets the start for lifelong healthy eating habits. When children help prepare their meals, they tend to eat better.

Start your child on simple tasks like stirring batter, squeezing lemons, adding spices, or shaping meatballs. Discuss what you are doing together while cooking. Ask questions like these:

"What happened to the butter when we heated it?"

"How should we get the flour into this cup?"

"Did we get all the juice out of that lemon? Let's push down on the lemon together and see what happens."

The beauty of cooking with children is that they **learn skills** and have fun at the same time that you are attending to a household task. What could be better than that?



### March 2018

Thank you for being part of our Ladybug family. Ladybug teachers are pleased to create this monthly newsletter for you because you are important to us and we truly appreciate you. Please feel free to share this newsletter with friends and family.

*Happy reading!*

### Mark Your Calendars!

#### Mission

At Ladybug Child Care Center, our mission is to provide a joyful learning experience for your family that empowers your children to reach their educational and personal potential while lovingly nurturing their self-confidence and self-esteem.

**Ladybug Closed**  
Friday, March 30th

**No School District**  
**112**

March 5th  
March 23rd-30th

**April 1st-**  
Ladybug's 37th  
Birthday!

# How Cooking Experiences Promote Development and Learning

## Social-emotional

Children find pride in their ability to produce a snack that they and others can enjoy. They develop independence from adults as they follow a recipe on their own or work cooperatively with peers on a common task.

## Physical

Chopping celery, squeezing a lemon, and spreading apple butter are actions that strengthen children's small-muscle control and eye-hand coordination. In fact, children cannot cook without working on their physical development.

## Language and Literacy

Cooking has its own terminology. Food names and basic cooking-related words like ingredients, recipe, gadget, grate, knead, simmer, grease, and dice may be additions to children's vocabularies. Moreover, as children match pictures to the written words in recipes, they learn to read and follow recipes on their own.

## Cognitive

Cooking activities inspire children's curiosity and thinking. They learn measurement concepts as they measure ingredients and fill a gallon pitcher with four quarts of water. They develop problem-solving skills through experimentation and observe cause and effect when they watch bread dough rise after yeast is added to it. Cooking is also an outlet for creativity. Pretzel dough can be made just as effectively into letters, numbers, or snakes, as well as its characteristic looped shape.



At **Ladybug** Child Care Center, we will prepare your child's heart, mind, and body to ensure their success as a life long learner.

## LADYBUG PRESCHOOL LEARNING CENTER AND ADVENTURE- CENTRE

306 Lake Hazeltine Drive  
Chaska, MN 55318  
952-448-7202

[www.ladybugcc.com](http://www.ladybugcc.com)

### Management Team

**Jen Tofteland**

[jtofteland@ladybugcc.com](mailto:jtofteland@ladybugcc.com)

**Sade Shapiro**

[sshapiro@ladybugcc.com](mailto:sshapiro@ladybugcc.com)

### Corporate Office

Connie Kraus—President

**Michelle Kraus- Vice President**

[mkraus@ladybugcc.com](mailto:mkraus@ladybugcc.com)

**Stephen Kraus-**

Vice President

[skraus@ladybugcc.com](mailto:skraus@ladybugcc.com)

**Julie Kauffmann -**

Accounting Associate

[jkauffmann@ladybugcc.com](mailto:jkauffmann@ladybugcc.com)

**Katie Klover-**

Client Services Administrator

[kklover@ladybugcc.com](mailto:kklover@ladybugcc.com)



# Nursery



We are very excited to welcome two new bugs to our Classroom:  
**Jaxson and Calvin!**

**Cora** will continue to smile to everyone and practice her tummy time

**Andrew** feels more familiar with us now and he likes to observe what is going on in the room while sitting in a bouncer

**Mila** will enjoy playing with her friends on the playmat

**Penelope** will be trying more and more yummy foods, making big eyes, as if saying "Give me more! This is delicious!"

**Alan** is on the go, he is crawling!!! This boy just grows up too fast! He will be cruising around the room

**March activities** will include:

**Sensory:** Sensory Bottles, Tape Play, Stroke the Baby

**Large Motor:** Over head leg stretch, Tummy Time, Baby Sit Ups


**Small Motor:** Small Blocks, Toy Pick Up, Moving the Rattle

**Language:** ABC's, Talk-Talk, Repeating game

For The Love of Children~ Miss  
Lera



Our new signs for the month of March



**Play**



**Book**



**Sit**



**Help**

## My Shamrock

*I have a little Shamrock.*

*It's green as green can be.*

*Watch me as I Count the leaves.*

*One, two, three!*

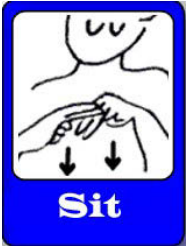
*By Elizabeth McKinnon*

March is the month of International Women's Day and St. Patrick's Day

Our little bugs will be doing art projects revolving around these holidays.

And then we'll count the toys, the babies, the fingers, everything, that will rhyme in the song!

# Playroom



With Spring right around the corner, hopefully it will be warming up. This month we will try to go outside if the weather is nice. So please make sure you are bringing jackets, mittens, and hats. You are more than welcome to leave them on your child's coat hook.

**Small motor:** building with blocks, putting things in the bucket, tearing paper, color with green, dump the basket, and grasp the toy.

**Sensory :** playdough, textured books, sticky ball tape, poke the egg carton with different kinds of textures, feeling drops of water on our hands, sensory bottles

**Language :** colors, numbers 1 to 5, shapes, animal sounds, "Peek A Boo", puzzles, "So Big", "Where is baby?", and pointing to our eyes and ears.


For the month of March, we will be focusing on the colors green and yellow, along with the shape clover. On St. Patrick's day, at snack time, we will be having green grapes along with rainbow gold fish.

For The Love of Children ~ Miss Jody

## My Shamrock

I have a little shamrock.  
It's green as green can be.  
Watch me as I count the leaves.  
One, two, three.

By Elizabeth McKinnon



## I'm a Little Leprechaun

(Sung to : "I'm a Little Teapot")  
I'm a little leprechaun,  
dressed in green.  
The tiniest man,  
that you ever have seen.  
If you ever catch me, so it's told.  
I will give you my pot of gold!



# Toddler A



## March



For March, we have only 3 themes, but we will definitely stay busy! To help us learn about new things we are going to start off the month with **"Spoons Are For Banging"** this is only one week but a really fun one that really helps us learn about how to use our hands and arms a lot!

Our next one week theme is **"I Do It"** which as you have probably guessed is a really good chance for us to learn what and how we can do things for ourselves! This is also a really good time to start making some fun new habits at home. For example, try having your little one help clean up after dinner, or put things away after playtime. They may be little, but they love to help and it's never too early to start learning to help around the house. To finish off our month we have **"Going Places"** to get everyone more acquainted with vehicles of all shapes, colors, and sizes!

**Circle Time:** To get us going with this this month we will be talking all about how we use spoons at the table and what else we can do with them! During our, "I Do It!" theme we will focus on discussing how we can do things for ourselves like cleaning up our toys or zipping up our jackets, or maybe even putting on our own socks and shoes! When the time comes for "Going Places" we will have some fun times talking about all the different kinds of vehicles we see in the world; Fire engines, trucks, school buses, ambulances, and our own cars as well.

**Art:** We are going to have so much fun doing some art projects with spoons! We are going to paint with spoons and we will make a picture of what kinds of things that we like to eat with spoons! For, "I Do It," we will be making art projects that emphasize what we can do on our own! For example we will make a squish bag that combines two colors together to make a new color! We are also going to be making all different kinds of vehicles of all different colors and shapes for our "Going Places" unit! Some will be painted, some colored with crayons or colored pencils, and some we will glued on colored paper as well!

**Language:** To help our growing vocabularies we will be learning some rhymes and singing some songs that are new to us and some old favorites as well! For example during, "Spoons are for Banging" we will have the classic rhyme, "Hey Diddle, Diddle" and we will sing songs about marching and banging on pots! For "I Do It" we will sing song about washing our hands and getting dressed by ourselves! During "Going Places", one of favorite songs is "The Wheels on the Bus" and don't forget, "Row, Row, Row, your boat!" This is by far one my favorite months for singing some classic songs and learning some new songs and rhymes too!

**Large Muscle and Movement:** We get to do so many fun things this month, we are going to play with spoons in lots of new ways, we are going to dig in playdough, play with them outside in the sandbox, and dancing around the room with big wooden spoons banging on pots, pans and whatever else we can find to bang on! For, "I Do It" we are going to be practicing getting our own socks and shoes on, and our jackets as well! "Going places" means that it's time for some real fun! We are going to be pretending to be all kinds of vehicles; we get to fly like airplanes, go fast like race cars, and make siren noises like fire engines, police cars, and ambulances! Oh My!

For The Love of Children ~ Miss Anne

Toddler A E-mail: [chaska.toddler.a@ladybugcc.com](mailto:chaska.toddler.a@ladybugcc.com)

# Toddler B

## March Goals

### Math:

- Identify the colors:  
Red, yellow, orange, green, black, brown, white and pink.
- Be able to sort by:  
Color
- Identify the shape:  
Rectangle

### Language Arts:

- Be able to sit and listen to a story.

### Music:

- Engage in singing games.

### Personal and Social Growth:

- Practice using indoor voice
- Use appropriate manners:
  - \*Excuse me and apologies.
  - \*Use appropriate table manners.

### Physical:

- Be provided with ample opportunity for use of large muscle skills.



February was super fun and super busy! We had a lot of fun singing songs and learning about our **Hands and Feet!** Thanks to everyone for providing the Valentines and treats that we got to take home. Later in the month we learned all about where we live and whom we live with.

March is here and we have some great things coming up this month! We are going to be making some noise this month with our theme **"Spoons are for Banging!"** During this theme we get to explore all the different things that we can do with spoons. We will also be putting forth our independent side while looking at the theme, **"I do it!"** I'm sure you hear this all the time and we are going to be trying to do as much as we can to do things for ourselves. To round out the month we will be exploring the world of, **"Things that Move!"** Here we will be looking at all the different things that move and where they are made to move on a road, water, or in the air.

### What's Cookin'?

We have some very fun cooking projects this month. We will be making something that we eat often but I bet we have never made it for ourselves: Pizza! We will be putting to together the ingredients for our own little biscuit sized pizzas and having them at snack time. It's lot of fun!!



For The Love of Children~ Miss Dawn/Miss Stephanie

### Just a few reminders this month:

Please remember to check your child's cubby for the masterpieces they have made. They are very proud of their work and they want to share it with you. There are also times when important information needs to go home with you.

# Proddlers

## Math:

- Practice counting 0-20
- Classifying objects by color
- Patterning
- Learn the concept of full and empty

## Language Arts:

- Use words to explain ideas and feelings
- Will engage in imitating an adult reading (pretend reading)
- Will participate in group discussions

## Music:

- Sing, play, move and create music expressive of individual imaginations
- Engage in singing activities
- Will be given the opportunity to explore many different types of musical instruments

## Personal & Social Growth:

- Continue to work on dressing themselves
- Caring for personal belongings
- Continue to work on putting toys away
- Identify themselves by their first and last names
- Identify their parents by first and last names
- Identify different jobs and their responsibilities

## Other:

- Continue to work on fine motor skills through everyday tasks
- Continue to enhance their large motor skills through everyday tasks

This month we have some fun themes. We have one week of **We All Live Together**, where we will talk about who is in our families. We have one week of **People In My World**, where we will talk about where we live and our friends. We will end the month with three weeks of **People At Work**. These three weeks are a lot of fun because we join with preschool to learn about teachers, police officers, firefighters, doctors and vets. We will for also have Mr. Stephen come show us his fire truck and all his gear.

**Math Skills:** reviewing shape cards, graphing our favorite treats, counting Q-tips, and A-B-C-A patterning.

**Sensory Play:** play-dough, noodles and scoops, pouring water from a small pitcher, and bubbles.

**Science:** learning what a doctor uses and examining the tools, discussing what a dentist and other occupations are about, making toothpaste, and weighing mail.

**Music:** experimenting with the piano, drums, and shakers, learning new songs like "Build a House" and "I'm a Vet", and reviewing and singing familiar tunes.

**Language Arts:** reading many books about occupations and families, letter reviews, alphabet block match, and reviewing name cards.

*We will be doing three food activities this month. We will be making mini sandwiches into houses, baking a cake, and making a traffic light out of graham crackers, frosting, and skittles. We will be looking at and labeling kitchen utensils, construction tools, and Dr. tools. We will continue to work on graphing items by graphing who's in our families (who has a mom, dad, self, brother, sister at home), the number of people in our families, and our favorite baking treat.*

*We will bake a friendship chain where each child decorates one piece of our Proddler paper chain. We will take garbage and make a collage out of it, talking about how we can use clean garbage in other ways. We will each become an author and illustrator by making our own books. We will work on our fine motor skills by counting Q-Tips by ourselves. We will talk about fire safety and practice Stop Drop And Roll. We will each make a Dr. Kit with a tongue depressor, cotton ball, bandage, Q-Tip, and sticker in it. We will make a bear feel better by giving him a bandage, and we will "floss" a tooth.*

*Some other fun art projects we will be doing are a My Family banner, handprint trees, self portrait, vet headband, mail bags and envelopes, firefighter hats, steering wheel, and a paper tooth necklace.*

### Proddler Tidbits

We will have a few Show and Tell days this month. Friday, March 16<sup>th</sup>., please bring in your child's favorite SMALL stuffed animal. We will be graphing what kind of stuffed animals were brought in. The other show and tell day will be Thursday, March 22<sup>nd</sup>. Please bring in a picture of your pets, if you don't have a pet then bring a picture of your child's favorite animal. We will be talking about how to take care of your pets on this day. On Wednesday, March 21<sup>st</sup>, we will be asking the kids what they want to be when they grow up. It would be amazing if you could talk to them before this day so we don't have the same answer from everyone.

For The Love of Children~ Miss Stephanie/Miss Alyssa

Proddler E-mail: [chaska.proddlers@ladybugcc.com](mailto:chaska.proddlers@ladybugcc.com)



# Preschool

## Goals and Concepts

### Math

- Children will demonstrate an interest in exploring with the concept of measurement.
- The children will be able to demonstrate knowledge of specialized tools that are used to measure length, weight, volume, temperature, and time.
- The children will know that an item used to measure other items is called a unit of measure.

### Language Arts

- The children will be able to express ideas and thoughts through writing using scribbles and drawing.
- The children will be able to identify their name in print.
- The children will begin to print letters in lower and upper case.

### Music

- The children will respond to expressive qualities of music through movement.

### Personal and Social Growth

- The children will be able to transition smoothly from one activity to the next.
- The children will be able to recognize and describe basic feeling (5 years old).

### Other

- Control pencil and scissors.
- Practice holding a pencil with the appropriate grip.



## Happy Spring

In March, we have the theme **“People in My World”**, similar to the theme **“We all Live Together”** this theme talks about everyone in our family, from mommies and daddies to grandparents and cousins. During circle time we will discuss the meaning of the word family and learn that all families are different as well as sing songs like “Grandparents”, “I’m Glad I Have A Family” and “Daddy Is Special” and learn rhymes like “Love Your Friends” and “My Family”. We will play a dice game to practice our math skills, draw a picture of our family and practice name tracing. A special activity during these two weeks is “Oral Language” where we go into deeper discussions like What is friendship and What does it mean to be a friend, as well as learning some theme related American Sign Language.

In the last two weeks of March, we have the theme **“People at Work”** where we talk about all of the different people in our community like nurses, dentists, veterinarians, librarians and teachers. We will read books about fire fighters, police men and doctors, sing songs like “To The Hospital”, “Down An The Firehouse” and “Do You Know The Police Of-ficer” and learn rhymes like “Clean Teeth”, “What Will You Be” and “Cleared For Landing”. We will discuss what the preschoolers would like to be when they grow up, play a game called Teacher May I and make police offer hats and badges for art! For math we will review our address, practice dialing 9-1-1 and do cookie counting like bakers. This is such a fun theme to really celebrate all of the hard workers all around us!

For The Love of Children~ Miss Jen

### **Tidbits and Reminders:**

Just a reminder that we have Show and Tell day every Friday.

During our first two units, your child will be discussing families, friends, neighbors, etc. We would like each child to bring in a few photos of their families/friends to share with the class. Please put the photos in a reusable zip-lock bag. These will be returned to you after the themes are over.

We do go outside once or twice a day if the weather allows. Please make sure your child has the appropriate gear here.

If your child is not going to be here, please call and let us know!



# AdventureCentre



## THE SCOOP



### WELCOME SPRING!!!!!!!!!!!!

For this month we have lots of fun and super exciting spring activities that we will be doing (fingers crossed for no more snow!). We will be building bird homes for the new spring arrivals; we will be exploring the land before time even began. We will also be wearing all of the green in celebration of St. Patty's day and lastly jumping around with the monkeys as we enter into our spring break!

This month's themes are:

**Home Sweet home-** We will be discussing the places we call home, as well as the places others call home. We will also be focusing on team building and creating homes through making bird houses for the new birds coming home.

**Wearing of the Green-** In this week we will be exploring our Irish roots, we will also be working together in finding that pesky leprechaun as well as working together in finding the pot of gold. We will also be creating fun new green treats such as shamrock shakes!

**Land Before Time-** We will be playing games involving the ancient dinosaurs as well as creating our very own land before time art work and a cooking project involving dyno cookies, this week will be an fun and exciting week.

**Monkeys and Bananas-** Rainforest and all that is in it. This week, we will be talking about the rainforest as well as creating a few art projects such as rainforest puppets and toucans. We will also be doing a cooking project involving chocolate banana monkeys....yummy!



For the love of Children" Miss Sade

### Reminders:

- **Spring break is coming!** March 23<sup>rd</sup> to 30<sup>th</sup>. We will be having fun things going on during Spring Break. Please be sure to check the parent board for sign ups and Reminders.
- Also, since winter time is coming to an end please be sure to check the lost and found for extra gloves as well as take home excess belongings from the winter season.